
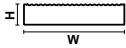

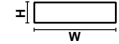

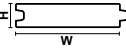





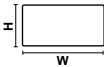

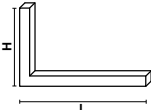


Profile overview

Made in Germany

Bridge planks	Cross-section	Dimensions W x H x max. L
		197 x 40 x 3000 mm 197 x 60 x 3000 mm 160 x 40 x 4000 mm 160 x 60 / 160 x 80 x 6000 mm 160 x 100 / 160 x 120 x 6000 mm
Boards	Cross-section	Dimensions W x H x max. L
		70 x 40 x 3000 mm 160 x 40 x 3000 mm
Tongue & groove	Cross-section	Dimensions W x H x max. L
		125 x 50 x 2500 mm 375 x 50 x 4000 mm
Round material	Cross-section	Dimensions Ø x max. L
		100 x 6000 mm 130 x 5400 mm 150 x 5900 mm 200 x 7700 mm 250 x 12000 mm
Square profile	Cross-section	Dimensions W x H x max. L
		100 x 100 x 6000 mm 150 x 150 x 6000 mm 180 x 180 x 6000 mm
Rectangular profile	Cross-section	Dimensions W x H x max. L
		160 x 80 / 230 x 80 x 6000 mm 240 x 80 / 260 x 80 x 6000 mm 240 x 160 / 260 x 160 x 6000 mm 240 x 180 / 260 x 180 x 6000 mm 160 x 120 x 6000 mm
Angular profile	Cross-section	Dimensions L x H / Thickness
		Leg dimensions / Square profile 1000 x 600 mm / 80 x 80 mm

Please contact us for more informations about our customized profiles (snow rods, construction spacers, fence posts, etc.) and our color palette (gray, black, brown, terracotta).



Reluma International GmbH

Headquarters

Hirschleithe 10
09518 Grossrueckerswalde
Germany

Branch

Beutenstraße 1
96317 Kronach
Germany

Contact

Phone: +49 3735 / 668128-0
Telefax: +49 3735 / 668128-28
info@reluma-international.com

Internet

www.reluma-international.com
www.facebook.com/relumat

Commercial register


Amtsgericht Chemnitz
HRB 27000

Tax numbers

VAT ID: DE 280 450 202
Tax no.: 228/117/00618

Executive director

Hans-Georg Simon



Effective: 08/2016

Everyone talks about environmental protection - we practice it and reduce the CO₂ emissions!

Definitive solutions from 100% synthetic waste



Hydraulic engineering

Earthworks

Gardening and landscaping

Railway construction

Other applications

In cooperation with our development partners:



Reluma International GmbH

Hirschleithe 10 · 09518 Grossrueckerswalde · Germany
Phone: +49 (0) 3735 / 668128 - 0 · Telefax: 668128 - 28

www.reluma-international.com

HYDRAULIC
ENGINEERING

EARTHWORKS

GARDENING AND
LANDSCAPING

RAILWAY
CONSTRUCTION

OTHER
APPLICATIONS



Everyone talks about environmental protection - we practice it and reduce the CO₂ emissions!

What's Relumat2000?

- environmentally friendly
- extreme durability
- impermeable to water
- resistant to oils, alkalis, acids and seawater
- weather resistant and not rotting
- dimensionally stable
- moisture repellent
- maintenance-free
- no impregnation necessary
- splinterproof, non-slip, no risk of injury
- easy removal of scratches and graffiti
- heat and frost resistant
- high heat and electricity insulation
- winterproof

Areas of Relumat2000:

- public institutions
- green areas
- visual and noise protection
- gardening and landscaping
- hydraulic and civil engineering
- animal farming, forestry and agriculture
- industry
- crafts
- private Customers
- garden centers
- dealers
- construction of sports fields
- playgrounds

Components of Relumat2000:

Relumat2000 is a synthetic material with the following components: PE (polyethylene), PP (polypropylene), other plastics (without PVC and PET) and other ingredients (glass, sand, aluminum, etc.) *

* Only certain products contain additional ingredients.

GARDENING AND LANDSCAPING


Using our products in gardening and landscaping

Products made with Relumat2000 can be used for a variety of applications in gardening and landscaping: such as for floors, walls and partition walls, blinds, bedding enclosures, etc.. Our products stand out due to their natural look. Our products are not looking artificial, sterile or lifeless.

Flooring



Flooring made of tongue and groove boards



Bridge planks (anthracite)

Terraces / fringe of swimming pool



Terrace (brown))



Fringe of swimming pool

Walls



Screen wall made of round poles



Visual and noise barrier

Partitions



Partition wall with plants



Parking with planted screen wall

Bedding enclosures



Bedding enclosure



Tree edging