
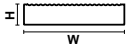

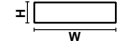

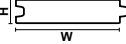





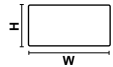

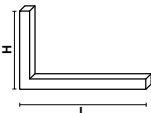


## Profile overview



Bridge planks	Cross-section	Dimensions W x H x max. L
		197 x 40 x 3000 mm 197 x 60 x 3000 mm 160 x 40 x 6000 mm 160 x 60 x 6000 mm 160 x 80 x 6000 mm
Boards	Cross-section	Dimensions W x H x max. L
		70 x 40 x 3000 mm 160 x 40 x 3000 mm
Tongue & groove	Cross-section	Dimensions W x H x max. L
		125 x 50 x 2500 mm 375 x 50 x 4000 mm
Round material	Cross-section	Dimensions Ø x max. L
		100 x 6000 mm 130 x 5400 mm 150 x 5900 mm 200 x 7700 mm 250 x 12000 mm
Square profile	Cross-section	Dimensions W x H x max. L
		100 x 100 x 6000 mm 150 x 150 x 6000 mm 180 x 180 x 6000 mm
Rectangular profile	Cross-section	Dimensions W x H x max. L
		160 x 80 / 230 x 80 x 6000 mm 240 x 80 / 260 x 80 x 6000 mm 240 x 160 / 260 x 160 x 6000 mm 240 x 180 / 260 x 180 x 6000 mm 160 x 120 x 6000 mm
Angular profile	Cross-section	Dimensions L x H / Thickness
		Leg dimensions / Square profile 1000 x 600 mm / 80 x 80 mm

Please contact us for more informations about our customized profiles (snow rods, construction spacers, fence posts, etc.) and our color palette (gray, black, brown, terracotta).



## Reluma International GmbH

### Headquarters

Hirschleithe 10  
09518 Grossrueckerswalde  
Germany

### Branch

Beutenstraße 1  
96317 Kronach  
Germany

### Contact

Phone: +49 3735 / 668128-0  
Telefax: +49 3735 / 668128-28  
info@reluma-international.com

### Internet

www.reluma-international.com  
www.facebook.com/relumat

### Commercial register


Amtsgericht Chemnitz  
HRB 27000

### Tax numbers

VAT ID: DE 280 450 202  
Tax no.: 228/117/00618

### Executive director

Hans-Georg Simon



Effective: 08/2016

Everyone talks about environmental protection -  
we practice it and reduce the CO<sub>2</sub> emissions!

## Definitive solutions from 100% synthetic waste



Hydraulic engineering  
Earthworks  
Gardening and landscaping  
Railway construction  
Other applications

In cooperation with our development partners:



Reluma International GmbH

Hirschleithe 10 · 09518 Grossrueckerswalde · Germany  
Phone: +49 (0) 3735 / 668128 - 0 · Telefax: 668128 - 28

www.reluma-international.com

HYDRAULIC  
ENGINEERING

EARTHWORKS

GARDENING AND  
LANDSCAPING

RAILWAY  
CONSTRUCTION

OTHER  
APPLICATIONS

*Everyone talks about environmental protection -  
we practice it and reduce the CO<sub>2</sub> emissions!*

**What's Relumat2000?**

- environmentally friendly
- extreme durability
- impermeable to water
- resistant to oils, alkalis, acids and seawater
- weather resistant and not rotting
- dimensionally stable
- moisture repellent
- maintenance-free
- no impregnation necessary
- splinterproof, non-slip, no risk of injury
- easy removal of scratches and graffiti
- heat and frost resistant
- high heat and electricity insulation
- winterproof

**Areas of Relumat2000:**

- public institutions
- green areas
- visual and noise protection
- gardening and landscaping
- hydraulic and civil engineering
- animal farming, forestry and agriculture
- industry
- crafts
- private Customers
- garden centers
- dealers
- construction of sports fields
- playgrounds

**Components of Relumat2000:**

Relumat2000 is a synthetic material with the following components: PE (polyethylene), PP (polypropylene), other plastics (without PVC and PET) and other ingredients (glass, sand, aluminum, etc.) \*

\* Only certain products contain additional ingredients.

**OTHER APPLICATIONS**

*Using our products in other applications*

In addition to its applications in hydraulic engineering, earthworks and railway construction, as well as gardening and landscaping, Relumat2000 can also be used for other applications like furniture, seating areas, playgrounds, platforms, stages, path elements, snow guards, etc.

**Leisure facilities**



Track for balancing



Pirate ship

**Seating accommodation**



8 seater (brown)



Bavarian bench

**Raised beds / snow guards**



Raised bed with bordering / walking surface



Snow guard

**Path elements / lining**



Beach path element



sun lounger (brown)

**Containers / plant tub**



Big composter



plant tube (quadratic)